School Code : 70540

Affiliation Code No. : 2131697

LAXMI PRASAD MEMORIAL PUBLIC SCHOOL

Affiliated to CBSE, New Delhi Senior Secondary 10 + 2 English Medium (Co-Education)

Gola Bazar- Gorakhpur 273408

Phone. 05525 - 297080, Email-lpmpublicschool@gmail.com

SUMMER VACATION HOME WORK (S.V.H.W.) 2026-2027

Class – I

Guardians are requested to help their Ward during the holidays to complete their following given S.V.H.W. sheet in a separate prescribed copy (Practice Copy) of each subject. Put Initial/Signature at the last page of S.V.H.W. sheet and copy and submit it at the Re-opening of school.

Note: The S.V.H.W. response shall be counted in Periodic Assessment – 1st i.e. PA-1.

Name .....Sec.....Roll No..... Date..... Sign. Of Teacher.....

Subject-English

Learning:

1. Learn Vowel and Consonants.
2. Learn Nouns from Fair copy.
3. Learn Question-Answer of Ch-1 and 2 from Fair copy.
4. Learn Poem 'My House' from book.

Written:

1. Write Alphabet
2. Write Hard-Words of Ch-1 and 2 from Fair copy.
3. Write Singular and Plural from Fair copy.

Activity:

1. Make a Birthday card

S.S.H.W.

1. Write 10 common nouns that you see around you.

Project :

1. Make a Chart on Nouns

Subject-Hindi

Learning: **Hindi – I**

1. स्वर, व्यंजन, दो, तीन, चार वर्णों के अमात्रिक शब्द, आ, इ, ई, उ, ऊ, की मात्रा के 10-10 शब्द लिखिए।

Written:

1. स्वर लिखिए।
2. व्यंजन लिखिए।
3. दो, तीन, चार वर्णों के 10-10 अमात्रिक शब्द लिखिए।
4. प्रश्न उत्तर Pg. No-20, 24, 28 कॉपी में लिखिए।

Learning:

Hindi – II

1. पाठ-1,2,3 का प्रश्न उत्तर याद करें।

Written:

1. पाठ 1,2,3 का प्रश्न उत्तर कॉपी में लिखें।

Activity:

1. आ (ा) की मात्रा से बने 10 शब्दों को चित्रों सहित चार्ट पेपर पर बनाइए।

Project :

1. कमल का फूल थर्माकोल की सहायता से बनाइए।

S.S.H.W.

1. किन्ही 10 पशु-पक्षियों की बोली को लिखिए-

Subject- Mathematics

Learning:

Counting

1. Practice counting **1-100** forward and 50-1 backward daily.

Tables:-

1. Mermorize Multiplication Tables of 2 to 10.
2. ***Mental Maths:-*** Practice what comes after, before and between, using numbers up to 50 with family member.

Written:

1. **Numbers Name:-** Write the numbers name for 1 to 50 (e,g. 21 twenty one).
2. **Place value:-** Draw "tens" and "ones" house for five different numbers (e.g 24 is 2 tens & 4 ones)
3. **Daily Addition:-** Solve 5 simple addition and 5 simple Subtraction problems (Single-digit) every week.

Activity:

1. Write Table of 2 to 5 on a Chart Paper.
2. Collect your toys or objects and count and add the numbers.
3. Collect some objects of solid shapes and count their sides & corners.

Project:

1. Create a robot on an A4 Sheet on cardboard using only cut-outs of basic geometric shapes.

S.S.H.W.

1. Find and draw 3 things that are shaped like a rectangle (like window) and 3 that are circles.
1. Look around you and search the shapes of your bed, books, plate and Chapatti

Project:

1. Make a Chart and write numbers name

Subject- Ev.s

Learning:

1. Learn poem from pg no. 13. ***(My Body)***
2. Learn 10-10 body parts name, fruits name and vegetables name.
3. Learn all the exercises from Ch-01 to Ch-03 from book.

Written:

1. Write poem from Pg No. 13 in notebook.
2. Write sense organs name and its functions.
3. Write ten fruits and vegetables name in notebook.
4. Write your family members name in notebook.

Activity:

1. Cut the piece of thermacol in circle and paste different types of cereals on it and write their name

Project:

1. Make a body and write different parts of body on chart paper.
2. Make fruits and vegetables on chart paper and colour it beautifully.

Subject- Computer

Learning:

1. Learn (Ch-01) about natural and human made things types of computer uses of computer how machines work.
2. Learn all the exercises from Pg no. 17 &18.

Written:

1. Write 5 natural and human-made things.
2. Write different types of computer.

Activity:

1. Make different types of computer on thermacol and cut it.

Project: ***(Chart Paper)***

1. Make five natural and human-made things on chart paper

Subject-General Knowledge

Learning:

1. Learn Ch-01 from Pg-02 by book.
2. Learn about computer and its parts, our national flag, traffic signals and animals and birds from Pg no. 04, 06, 10 & 12
3. Learn all the exercises from Ch-01 to 06.

Written:

1. Write five fruits, vegetables, Pulses cereals and spices name in your notebook.
2. Write about parts of computer in notebook.
3. Write about shapes and colours of our national flag (Tiranga)

Activity:

1. Make different parts of a computer from card board or thermacol.

Project : ***(chart paper)***

1. Make a Tiranga (Our National Flag) on chart paper from pg no.06.

Subject- Art

Learning: Learn 10 colours name.

Written: Write 10 colours name.







Colour it: Draw on a sheet and colour it

NOTICE
23-05-2026

1. The classes will remain ceased for summer vacation from 25th May to 27th June 2026.
2. Office will remain opened during the holidays to facilitate the Guardian for Admission, Fee deposition and other Official Inquiries.
3. Administrative/Academic activities will begin from 17th of June onwards.
4. Classes will resume 29th of June 2026.
5. The students who come by school bus will wait for their bus at their respective stoppage in its usual time until the further order of Hon'ble DM.

Guardian's Signature

By Order
Principal